






## Connect

Provides you with core telematics data to manage health, maintenance insights and condition monitoring to reduce operating costs.

### HOW CONNECT HELPS MY BUSINESS

-  **INCREASE VISIBILITY** of your operation with daily information about asset hours and location.
-  **\*NEW\* MONITOR FUEL & DEF LEVELS** to track utilization, cost and enhance operational efficiency
-  **REAL-TIME CRITICAL FAULT CODES** to reduce unplanned downtime.
-  **EASILY EXECUTE PREVENTATIVE MAINTENANCE** with service scheduling & parts purchasing.
-  **ESTIMATE EXHAUST CO2 EMISSIONS** included in expanding reports.

DAILY REPORTING

## ConnectPro

ADDS more robust monitoring data to CONNECT level subscriptions to improve asset utilization and operations management.

### WHAT CONNECTPRO ADDS

-  **PROACTIVELY MANAGE ASSET LOCATION** with use of geo-fences and recording of asset entries and exits.
-  **MONITOR MACHINE EVENTS** with customizable digital switch inputs that best meet your unique needs.
-  **MAXIMIZE UPTIME** by tracking engine start/stop time.
-  **CONTROL SITE SECURITY** with remote disable capacity.

### INSTANT UPDATE

Request hours/location on demand

DAILY REPORTING

## Performance

ADDS even more comprehensive data with increased frequency over CONNECTPRO level for smarter, faster decision making.

### WHAT PERFORMANCE ADDS






-  **OPTIMIZE SITE EFFICIENCY** through more frequent data reporting, review and response.
-  **IMPROVE PRODUCTION** with total payload and cycle count.
-  **MORE EFFECTIVE UTILIZATION** with advanced breakdowns, analysis and mapping.
-  **EXPANDED VISIBILITY INTO FLEET ALERTS** with real-time critical and non-critical alerts.
-  **OPERATOR COACHING TIPS** Identify training opportunities and techniques to improve machine performance.

HIGH-FREQUENCY REPORTING

## Performance + Grade Connectivity

ADDS Grade fleet management and remote support capability.

### WHAT PERFORMANCE GRADE CONNECTIVITY ADDS




-  **SHARE GRADE RELATED FILES** without the need for external USB drives.
-  **CONNECT TO GNSS CORRECTION SERVICES** over cellular to reduce dependence on local site infrastructure.
-  **PROVIDES REMOTE ACCESS** for troubleshooting and training.
-  **MODIFY BASIC GRADE SETTINGS** via a normal cellular connection.
-  **ELIMINATE REDUNDANT CONNECTIVITY** such as extra cellular modems or separate SIM cards.

HIGH-FREQUENCY REPORTING

## PerformancePro

ADDS more robust site/project monitoring data, inclusive of all the features of the PERFORMANCE level and GRADE CONNECTIVITY capabilities.

### WHAT PERFORMANCEPRO ADDS

-  **INCREASE SITE PRODUCTIVITY** through more frequent data analytics and reporting that integrate multiple machine productivity datasets from the entire site.
  - + Utilize 3D Productivity data visualization to maximize site efficiency and project progress tracking
-  **IMPROVE RESULTS TRACKING** precise payload, location and time details while developing cycle segmentation data for analysis.
-  **NEW FEATURES INCLUDE:**
  - + jobsite level utilization data
  - + E-Ticketing for onboard payload systems
  - + 3D Grade Visualization

HIGH-FREQUENCY REPORTING

DISPATCH FOR LOADING:

## ADDITIONAL SUBSCRIPTIONS

### TRACK

Track location on non-powered assets  
Prepaid with hardware or one-time subscription fee

### TRACK PRO

Track hours and location on assets with mechanical engines

### THIRD PARTY DATA IMPORT

Bring telematics data for other OEM brands into VisionLink